



Jiva Career Guidance Workshop

**Developed for Indian Students by
The Promise Foundation, Bangalore**

COMPREHENSIVE STUDENT INFORMATION PROTOCOL (CSIP)



Introduction

- The CSIP is a test that is designed to collect information from you about your **INTERESTS** and **APTITUDES**.



Introduction

- The CSIP is a test that is designed to collect information from you about your **INTERESTS** and **APTITUDES**.
- We have divided the test in 4 parts:



Introduction

- The CSIP is a test that is designed to collect information from you about your **INTERESTS** and **APTITUDES**.
- We have divided the test in 4 parts:
 - PART 1: Questions about yourself, your marks, hobbies, and accomplishments. This part of the test is **not timed**.



Introduction

- The CSIP is a test that is designed to collect information from you about your **INTERESTS** and **APTITUDES**.
- We have divided the test in 4 parts:
 - PART 1: Questions about yourself, your marks, hobbies, and accomplishments. This part of the test is **not timed**.
 - PART 2: Multiple Choice Questions that test your aptitude. This part of the test has 135 questions and **is timed**.



Introduction

- The CSIP is a test that is designed to collect information from you about your **INTERESTS** and **APTITUDES**.
- We have divided the test in 4 parts:
 - PART 1: Questions about yourself, your marks, hobbies, and accomplishments. This part of the test is **not timed**.
 - PART 2: Multiple Choice Questions that test your aptitude. This part of the test has 135 questions and **is timed**.
 - You will receive the results of your test when we send you your career report.



Introduction

- I will **guide** you through every step.
- Please **wait** for my instructions before you start.

**Be Cool!
Be Calm! Do
your best**



Introduction

- I will **guide** you through every step.
- Please **wait** for my instructions before you start.

**Be Cool!
Be Calm! Do
your best**



**This is not a
Pass or Fail
test. It is only
to find your
likes and your
talents!**




Introduction

- I will **guide** you through every step.
- Please **wait** for my instructions before you start.

**Be Cool!
Be Calm! Do
your best**



I found
the test
interesting
...not
difficult!



**This is not a
Pass or Fail
test. It is only
to find your
likes and your
talents!**



Very Important!

- Ensure that your computer does not go off during this Test because of **electricity** shut down.

Very Important!

- Ensure that your computer does not go off during this Test because of **electricity** shut down.
- Ensure that your **internet** does not go off during this test.

Very Important!

- Ensure that your computer does not go off during this Test because of **electricity** shut down.
- Ensure that your **internet** does not go off during this test.

If this happens before the Test is completed, your entries will **not be saved!**



Very Important!

- Ensure that your computer does not go off during this Test because of **electricity** shut down.
- Ensure that your **internet** does not go off during this test.

If this happens before the Test is completed, your entries will **not be saved!**

You will have to **repeat the entire Test again.**



Very Important!

- You **CAN** ask others for help to complete the questions about yourself in Part 1.

Very Important!

- You **CAN** ask others for help to complete the questions about yourself in Part 1.
- You **CANNOT** take any form of help to answer the Aptitude Test questions in Part 2. If you do, then test result will **not be valid**.

Very Important!

- You **CAN** ask others for help to complete the questions about yourself in Part 1.
- You **CANNOT** take any form of help to answer the Aptitude Test questions in Part 2. If you do, then test result will **not be valid**.
- Keeping to the **time limit** is important. I will keep reminding you as we go along.

Comprehensive Student Information Protocol (CSIP)

Logging in.

- Since the test has 2 parts you will be logging in 2 times. Here are the steps.

Logging in

Step 1: Look at the **Student Welcome Note** I have sent to your email ID or Whatsapp number.



Logging in

Step 1: Look at the **Student Welcome Note** I have sent to your email ID or Whatsapp number.

Step 2: Click on the link **Jiva CSIP**. This page will open on your screen.



Logging in

Step 1: Look at the **Student Welcome Note** I have sent to your email ID or Whatsapp number.

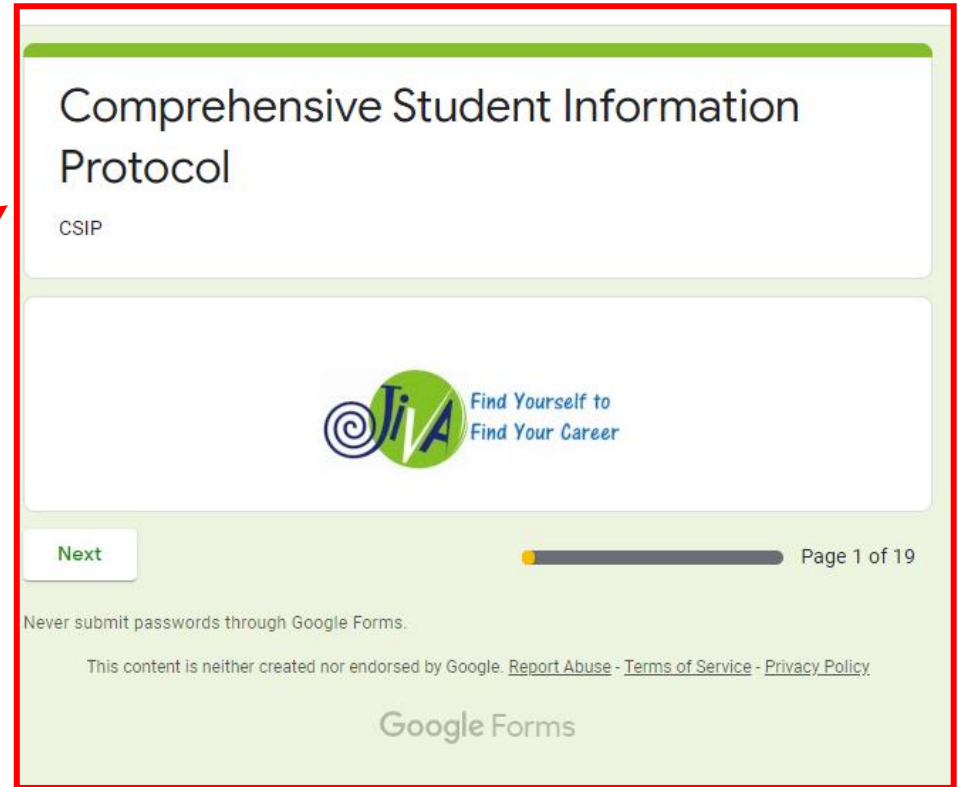
Step 2: Click on the link **Jiva CSIP**. This page will open on your screen.



Logging in

Step 1: Look at the **Student Welcome Note** I have sent to your email ID or Whatsapp number.

Step 2: Click on the link **Jiva CSIP**. This page will open on your screen.



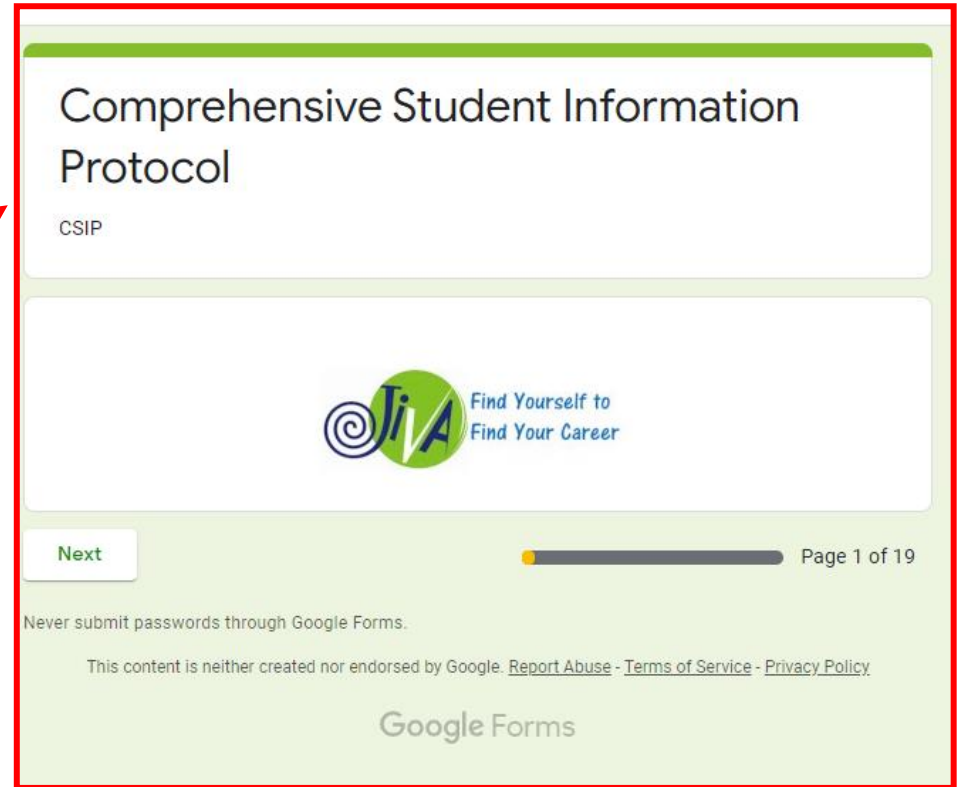
The screenshot shows a Google Forms interface for the 'Comprehensive Student Information Protocol' (CSIP). The page title is 'Comprehensive Student Information Protocol' with 'CSIP' below it. The Jiva logo is centered, with the tagline 'Find Yourself to Find Your Career'. A 'Next' button is visible on the left, and a progress bar on the right indicates 'Page 1 of 19'. At the bottom, there is a disclaimer: 'Never submit passwords through Google Forms.' and 'This content is neither created nor endorsed by Google. [Report Abuse](#) - [Terms of Service](#) - [Privacy Policy](#).' The Google Forms logo is at the very bottom.

Logging in

Step 1: Look at the **Student Welcome Note** I have sent to your email ID or Whatsapp number.


Step 2: Click on the link **Jiva CSIP**. This page will open on your screen.

Step 3: Click on 'Next' tab.



Comprehensive Student Information Protocol

CSIP

 Find Yourself to Find Your Career

Next Page 1 of 19

Never submit passwords through Google Forms.

This content is neither created nor endorsed by Google. [Report Abuse](#) - [Terms of Service](#) - [Privacy Policy](#)

Google Forms

Logging in


Step 1: Look at the **Student Welcome Note** I have sent to your email ID or Whatsapp number.

Step 2: Click on the link **Jiva CSIP**. This page will open on your screen.

Step 3: Click on 'Next' tab.

Comprehensive Student Information Protocol

CSIP

 Find Yourself to Find Your Career

Page 1 of 19

Never submit passwords through Google Forms.

This content is neither created nor endorsed by Google. [Report Abuse](#) - [Terms of Service](#) - [Privacy Policy](#)

Google Forms

Logging in

Step 4: You will now see the Password Screen.



Logging in



Step 4: You will now see the Password Screen.

Logging in

Step 4: You will now see the Password Screen.



Comprehensive Student Information Protocol


*Required

CSIP Password

Check your Jiva Mail Whatsapp message or email for the password

Enter JIVA CSIP Password *

Your answer



Find Yourself to Find Your Career

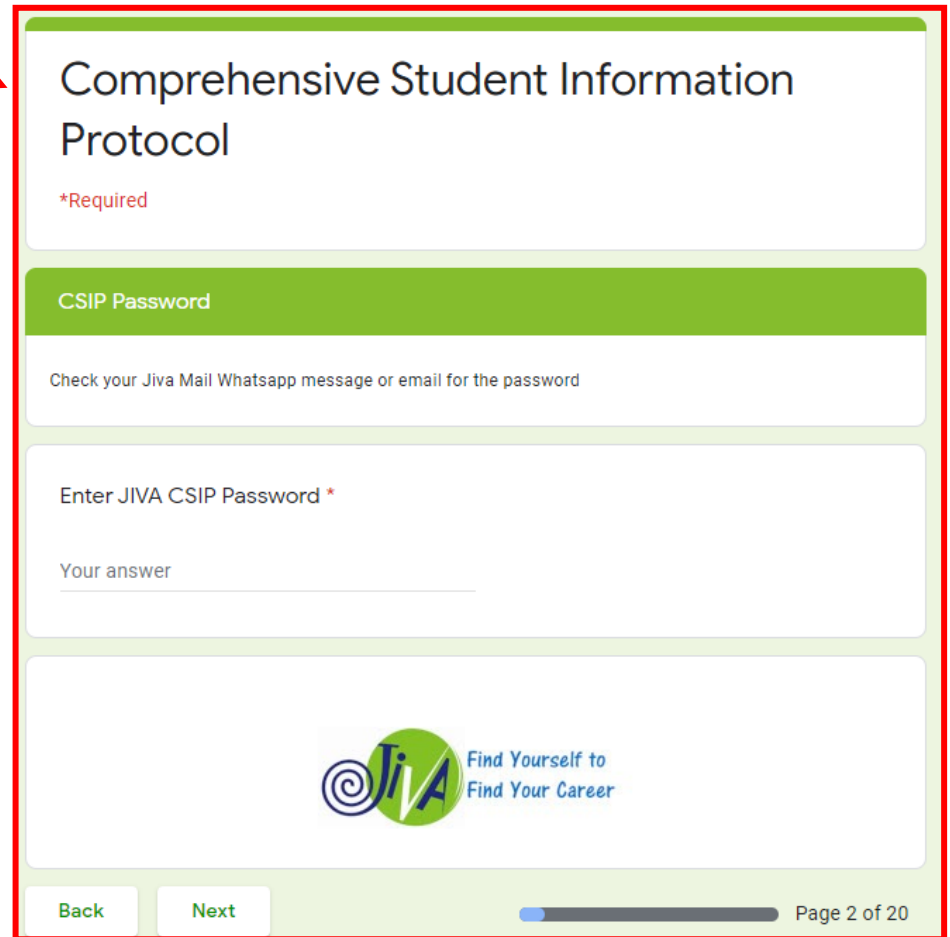
[Back](#) [Next](#)

Page 2 of 20

Logging in

Step 4: You will now see the Password Screen.

Step 5: I will give you the password in a while. When I give you the password, enter the Password and Click 'Next'.



Comprehensive Student Information Protocol


*Required

CSIP Password

Check your Jiva Mail Whatsapp message or email for the password

Enter JIVA CSIP Password *

Your answer

 Find Yourself to Find Your Career

Back Next

Page 2 of 20

Comprehensive Student Information Protocol (CSIP)

*Filling in information about
YOURSELF.*



Comprehensive Student Information Protocol (CSIP)

***Filling in information about
YOURSELF.***

***If you are not sure you can ask
your parents or
Others for help to answer these
questions.***



CSIP Test Instructions

Your Test Password is : _____

Copy what you hear me read onto a rough sheet of paper.



CSIP Test Instructions

- **Open your Student Welcome Email or WhatsApp**
- **Click on the Jiva CSIP Link 1.**
- **Enter the Password.**
- **Follow my instructions.**

LET'S START!

